

bongo Extend

Implementation | Zen-Cart



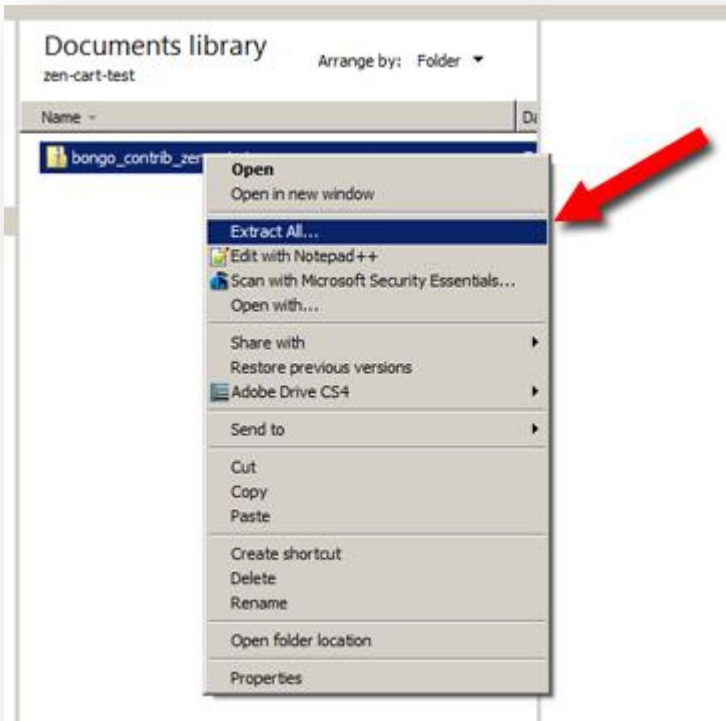
TABLE OF CONTENTS

Installation

1. Open up your online site via a FTP client such as Filezilla
2. Review what your admin folder is called on your live online site.
3. Download the Checkout module from Bongo
4. Unzip the package
5. Open newly unzipped directory
6. Change name of admin folder **LOCALLY** to match your current admin folder's name on your **REMOTE** live site.
7. Merge all the files and folders in the `bongo_contrib` folder over to the root of your remote site. There should be no overwritten files.
8. Now you should see 3 new items under the Extras tab within your Zen-Cart admin panel
9. After module installation, login to your [Bongo Partner Portal](#)
10. Copy your Extend embed code
11. Return to your ZenCart admin panel and go to Bongo Settings
12. Paste Bongo Extend URL
13. Activate Extend Checkout and submit

Installation

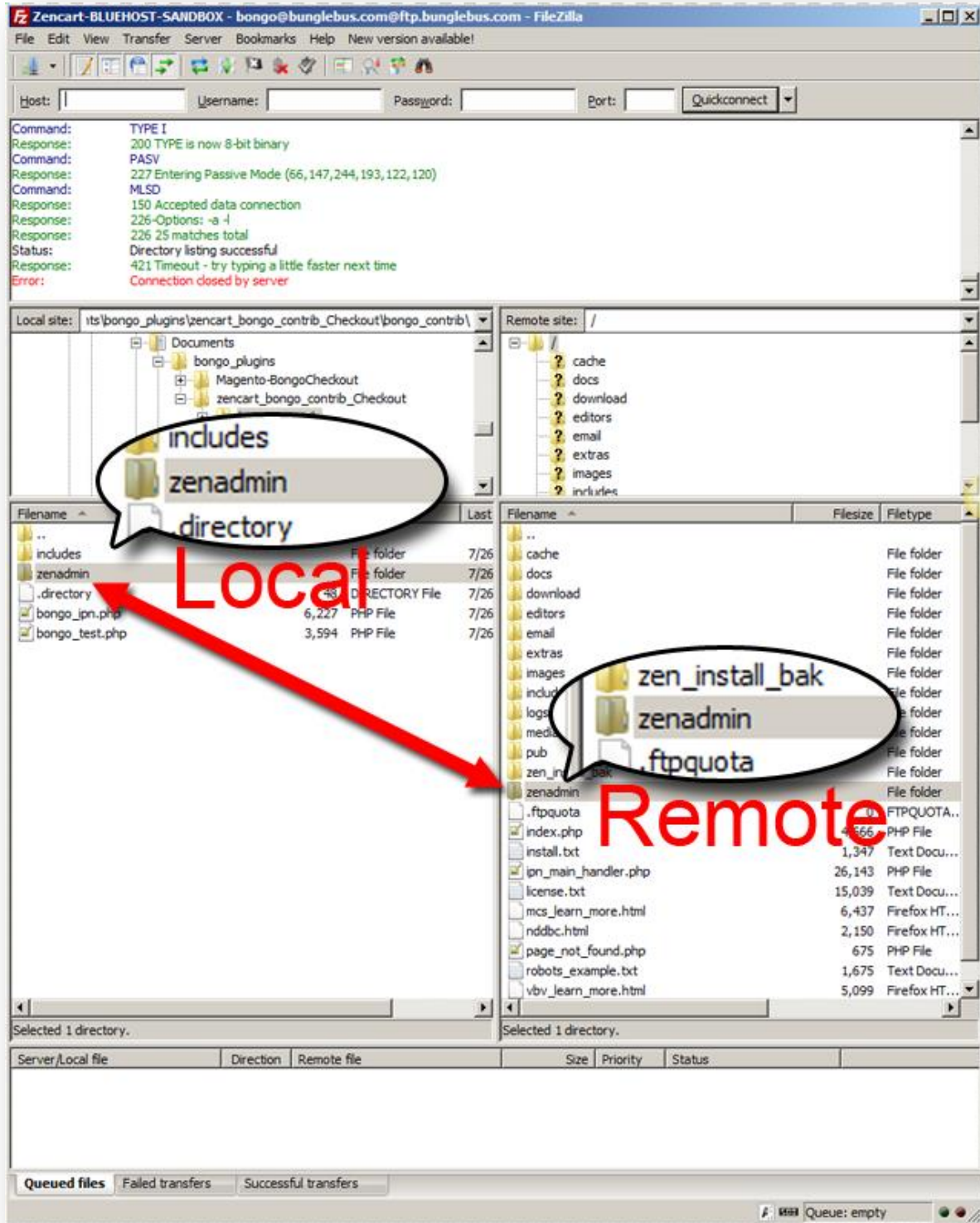
- 1. Open up your online site via a FTP client such as Filezilla**
- 2. Review what your admin folder is called on your live online site.**
This folder will be the same name as your Zen-cart's admin login URL
(Example – <http://myexamplestore.com/zenadmin> admin's folder is called zenadmin)
- 3. Download the Checkout module from Bongo**
File is named 'zencart_bongo_contrib_Checkout.zip'
- 4. Unzip the package**



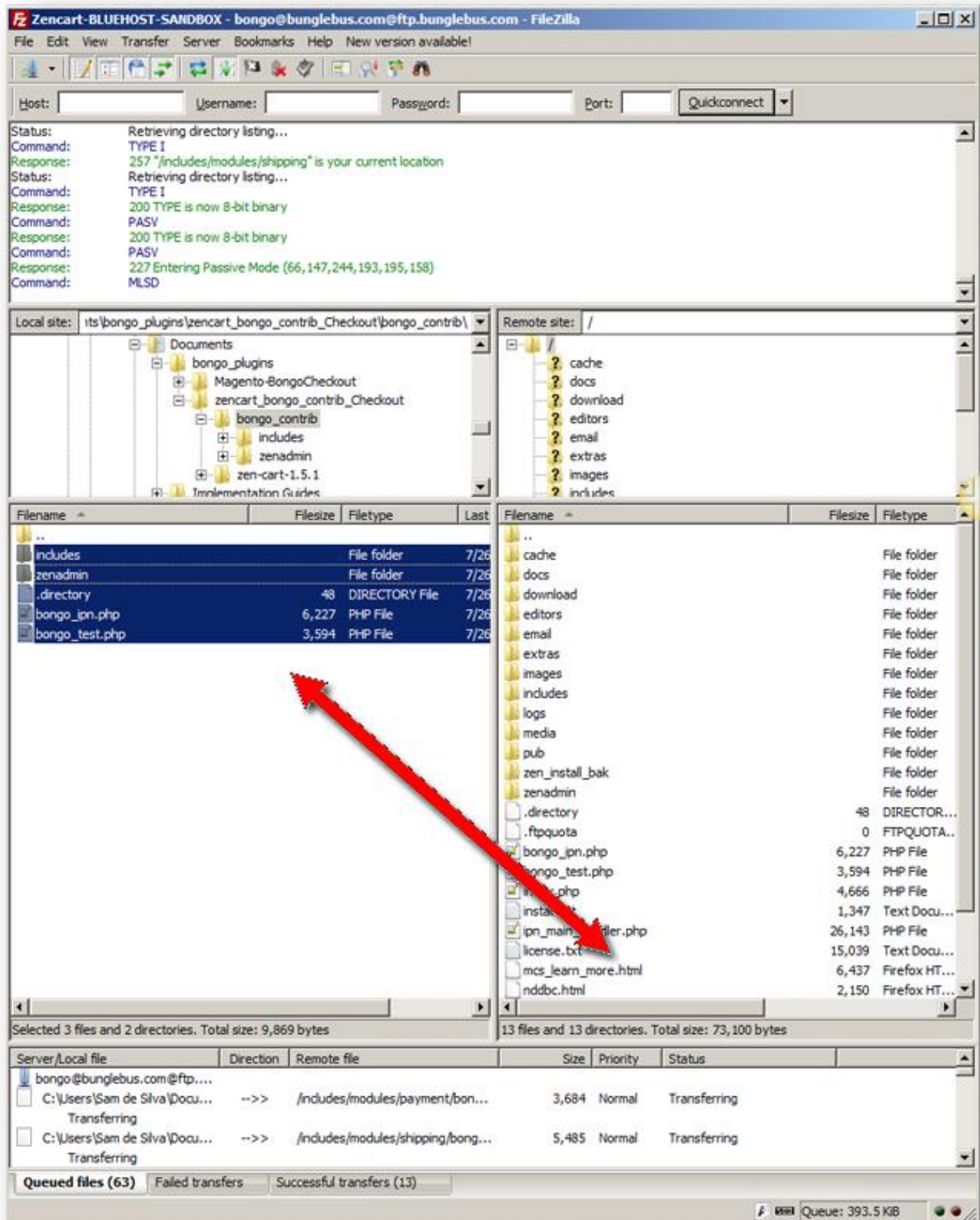
- 5. Open newly unzipped directory**
The folder should be called bongo_contrib

6. Change name of admin folder **LOCALLY** to match your current admin folder's name on your **REMOTE** live site.

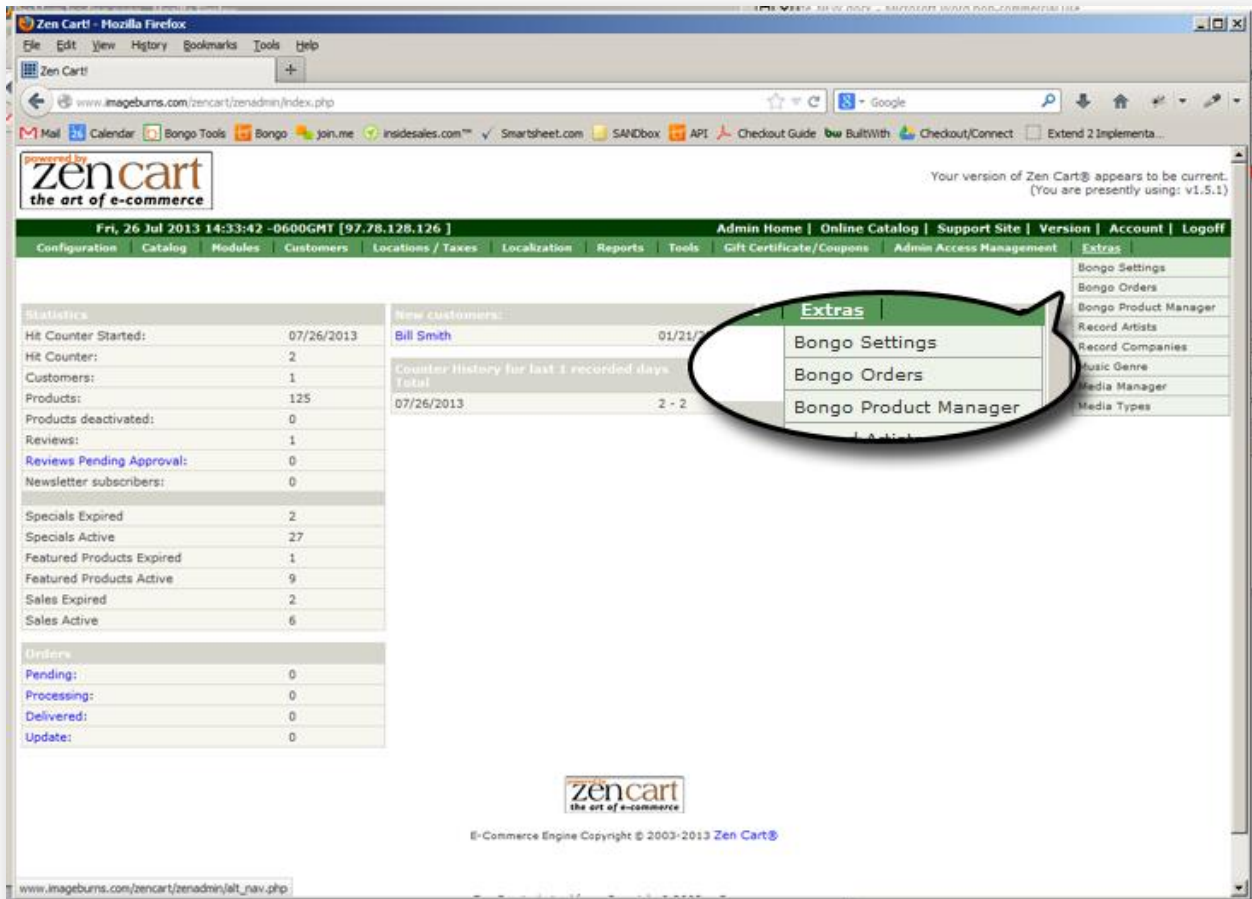
In the example below we changed the folder from 'admin' to 'zenadmin' to match the folder name online. Remember to **NOT** change your remote admin folder name



7. Merge all the files and folders in the bongo_contrib folder over to the root of your remote site. There should be no overwritten files.



8. Now you should see 3 new items under the Extras tab within your Zen-Cart admin panel



9. After module installation, login to your [Bongo Partner Portal](#)

10. Copy your Extend embed code

- A. Click on Extend
- B. On the left hand side click on Copy Embed Code
- C. Copy the entire URL only

bongo
INTERNATIONAL

kyleextend
My Account | Help | LogOut

Extend 2.0 Help

Extend 2.0 Need help? View Demo

Dashboard

Dashboard

Orders and Fraud Guarantee

Add Order info

- Order Form
- Upload .csv

Fraud Protection - Bongo Guard Log

Implementation

Configure

App Store

- Translation
- Landed Cost
- Currency
- Auto Address
- Personal Shopper
- Geolocation
- Duty Free Cart

Copy Embed Code

Get your Extend Code:

Select Display Method

View a visual example [here](#).

```
<script type="text/javascript"
src="https://s3bongous.s3.amazonaws.com/extend
/loader/1d60edceeeefd176c908ccbd0c179ee74.js">
</script>
```

Instructions:

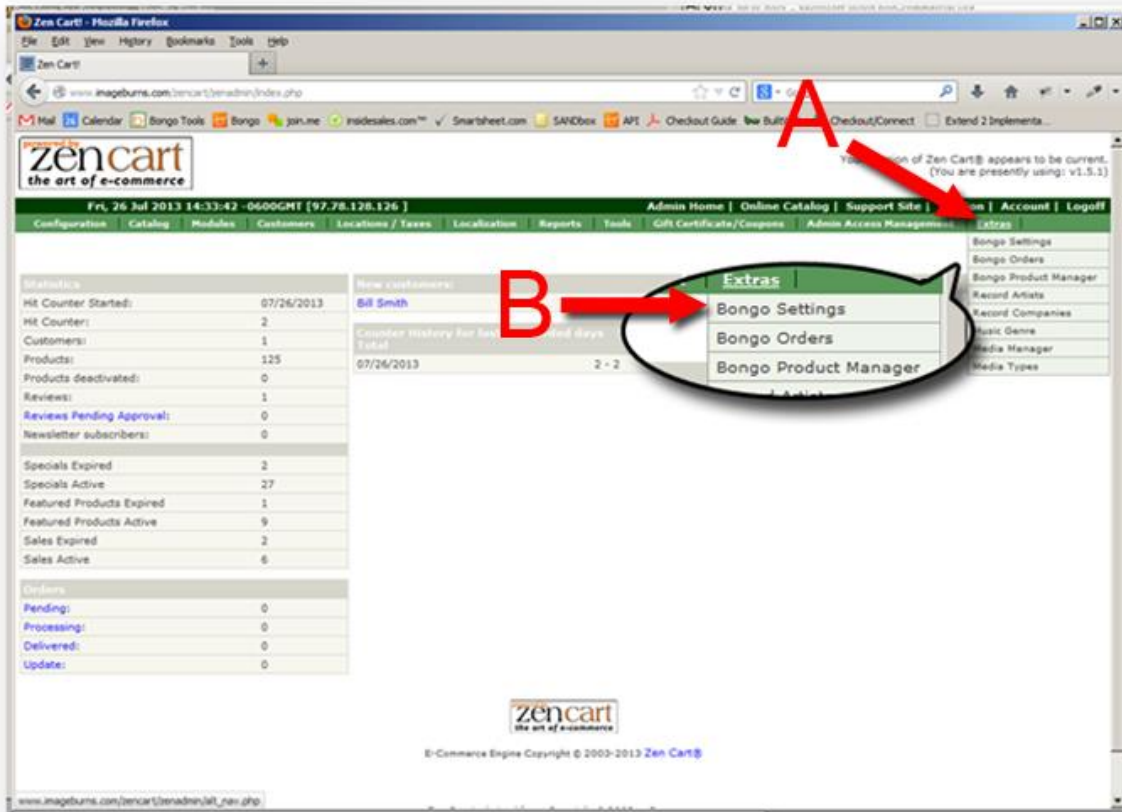
Platform:

[\[pdf \]](#) [\[video \]](#)

Learn more about our other solutions that keep the Bongo process behind-the-scenes!

11. Return to your ZenCart admin panel and go to Bongo Settings

- A. Hover over Extras
- B. Click on Bongo Settings



12. Paste Bongo Extend URL

powered by **zen cart**
the art of e-commerce

Fri, 02 Aug 2013 19:05:03 +0000GMT [97.78.128.126]

Configuration | Catalog | Modules | Customers | Locations / Taxes | Localization | Reports | Tools | Gift Certificate/Coupons | Extras

BONGO SETTINGS

Bongo Settings

Bongo Checkout Type Bongo Checkout Extend Checkout Disable Bongo

Bongo Extend Url **Paste URL**

Bongo Partner Key

Bongo Checkout Url

Bongo Product Dimension Type

Bongo Product Weight Type

Bongo Domestic Shipping Method

Bongo Callback Url

Bongo Domestic Shipping Address

Street Address :

Mailbox # :

City :

State :

Country :

Zip/Post Code :

13. Activate Extend Checkout and submit

- A. Click the Extend Checkout radio button
- B. Click the submit button

powered by **zen cart**
the art of e-commerce

Fri, 02 Aug 2013 19:05:03 +0000GMT [97.78.128.126]

Configuration | Catalog | Modules | Customers | Locations / Taxes | Localization | Reports | Tools | Gift Certificate/Coupons | Extras

BONGO SETTINGS

Bongo Settings

Bongo Checkout Type Bongo Checkout Extend Checkout Disable Bongo

Bongo Extend Url

Bongo Partner Key

Bongo Checkout Url

Bongo Product Dimension Type

Bongo Product Weight Type

Bongo Domestic Shipping Method

Bongo Callback Url

Bongo Domestic Shipping Address

Street Address :

Mailbox # :

City :

State :

Country :

Zip/Post Code :